



## How to login to Microsoft 365

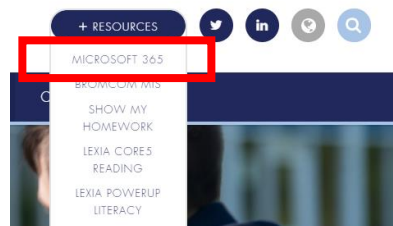
Microsoft 365 is a cloud-based suite of applications that can be accessed via a web browser on the majority of internet-connected devices. It is recommended to utilise  Microsoft Edge or  Google Chrome when accessing via a web browser.

This provides you with access to the following:



Microsoft 365 can be accessed via the following URL: [login.microsoftonline.com](https://login.microsoftonline.com)

Alternatively, there is a link on our school website [www.knbs.co.uk](http://www.knbs.co.uk) on the 'Resources' tab.



When logging in, you will be asked for two items of information: **Username** and **Password**. Both are unique to each user. Usernames are the same as those used in school and follow the format of first initial surname and intake year (*see below*) with the addition of our school domain at the end @knbs.co.uk

**For example:** Joe Bloggs (a student in Year 10)

Username: JBloggs16@knbs.co.uk

Year Group	Intake Year
Year 7	19
Year 8	18
Year 9	17
Year 10	16
Year 11	15

If you are unsure of your login credentials, please contact IT Support via email [support@knbs.co.uk](mailto:support@knbs.co.uk)

